

**Features:**

- Flat Coupling
- Broadband
- Economical
- Small & Rigid design

**Description:**

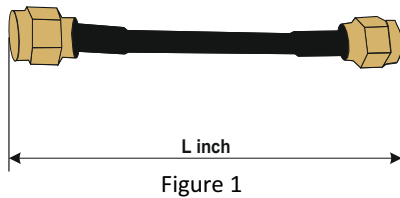
The TFDCF238-438 is a 9 dB ± 2 dB coupling Directional coupler. TFDCF 238-438 offers an industry leading combination of operating bandwidth and size. The low insertion loss makes this product a versatile for use in a variety of systems and sub system designs.

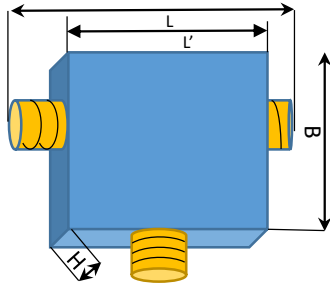
**Applications:**

- ISM Band
- Cellular
- Bluetooth
- Zigbee

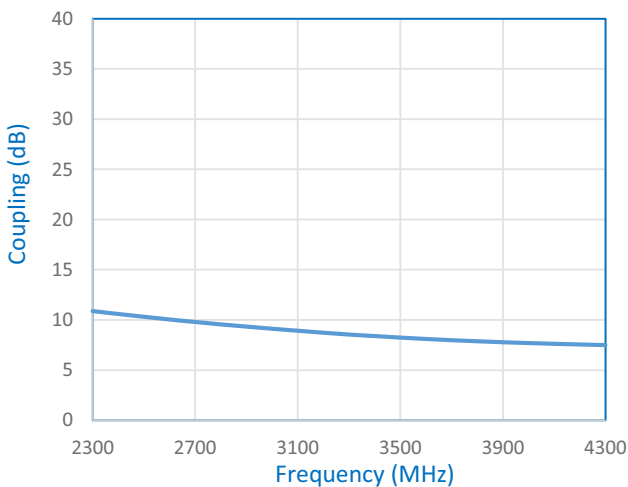
**Optional Accessories:**

- SMA(M) to SMA(M) 50 Ohms cable as per user requirement (Figure. 1)
- 50Ω Termination
- Directional Coupler Kit

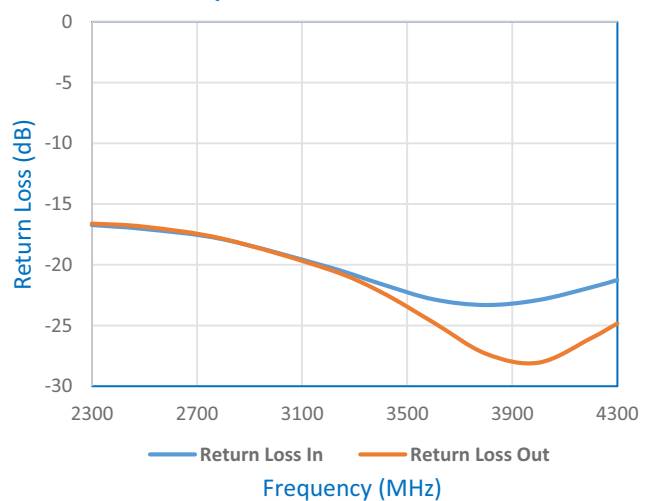


Electrical Specifications:	
Frequency Range:	2.3 to 4.3 GHz
Insertion Loss:	1.7dB (Max.)
Input Power:	+27dBm (Max.)
Coupling:	9dB ± 2 dB
Return Loss (Input):	-17dB Min
Return Loss (Output):	-17dB Min
Operating temperature:	0 °C to 50 °C
In/Out Connector:	SMA (F)
Mechanical Specification:	
Dimension (L x W x H) (mm) :	
	
<p>L = 61.5 L' = 42.5 B = 42.5 H = 16.9</p>	
Shape:	Rectangular Cuboidal Shape
Weight:	55gm

**FREQUENCY VS COUPLING**



**FREQUENCY VS RETURN LOSS**



Note: Specifications are subject to change.