

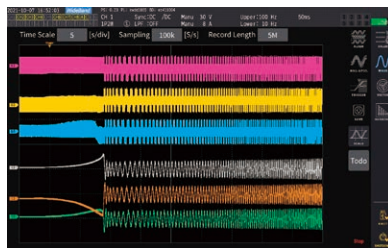
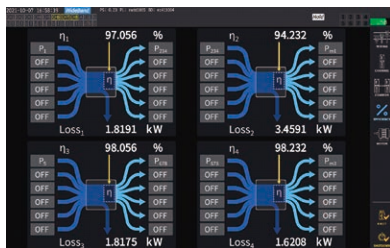


HIOKI

Short Form Catalog Electrical Measuring Instruments

- P2 - POWER ANALYZERS
- P3 - POWER ANALYZERS / POWER METERS
- P4 - CURRENT SENSORS
- P5 - POWER QUALITY ANALYZERS / POWER LOGGERS
- P6 - MEMORY RECORDERS
- P9 - WIRELESS LOGGING STATION / DATA LOGGERS
- P10 - IMPEDANCE ANALYZERS
- P11 - IMPEDANCE ANALYZERS / LCR METERS
- P12 - RESISTANCE METERS
- P13 - BATTERY TESTERS
- P14 - IMPULSE WINDING TESTERS
- P15 - SAFETY TESTERS
- P16 - INSULATION TESTERS
- P17 - CLAMP ON METERS
- P18 - PHASE DETECTORS / BYPASS DIODE TESTERS
- P19 - DIGITAL MULTIMETERS / EARTH TESTERS






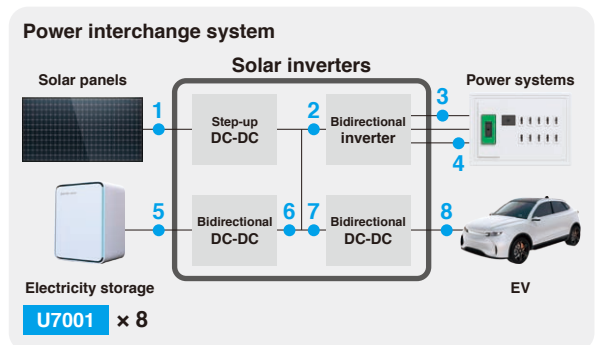
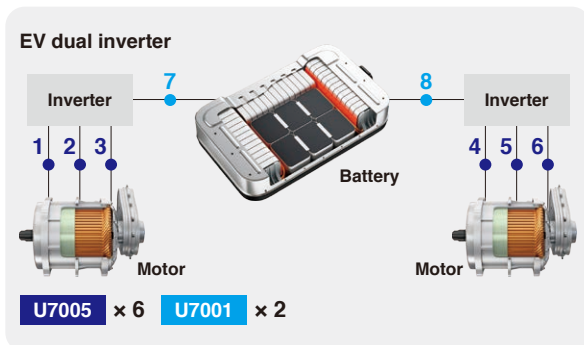
POWER ANALYZER PW8001

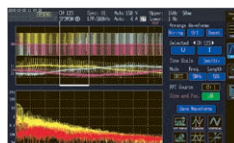
Unrivalled Accuracy for High Currents at High Frequencies

- Basic accuracy for power: $\pm 0.03\%$ rdg
- Automatic phase shift correction function (APSC)
- 15 MS/s sampling, 18-bit A/D resolution
- DC to 5 MHz bandwidth
- 10 ms fastest data update rate
- Up to 8 modular power channels
- Best protection against external noise
- Powerful harmonic analysis (500th order)
- 1500 V DC CAT II voltage inputs
- Motor analysis (4 motors), Efficiency analysis



Unit model	U7005	U7001
Basic accuracy for 50/60 Hz Power	$\pm 0.03\%$	$\pm 0.07\%$
Sampling frequency	15 MHz	2.5 MHz
ADC resolution	18-bit	16-bit
Measurement frequency band	DC, 0.1 Hz to 5 MHz	DC, 0.1 Hz to 1 MHz
Maximum input voltage	1000 V AC, 1000 V DC, ± 2000 V peak	AC 1000 V, DC 1500 V, ± 2000 V peak
Maximum rated line-to-ground voltage	600 V CAT III 1000 V CAT II	600 V AC, 1000 V DC CAT III 1000 V AC, 1500 V DC CAT II





POWER ANALYZER PW6001

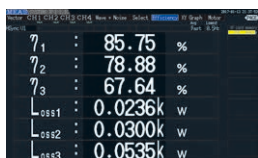

Ultra-precise measurement for high-efficiency inverters & motors

- Basic accuracy for power: ±0.02% rdg
- 6-channel power measurement
- 5 MS/s sampling, 18-bit A/D resolution
- DC to 2 MHz bandwidth
- 10 ms fastest data update rate
- Powerful harmonic analysis (100th order)
- FFT analysis, user-defined parameter calculation
- Motor analysis (2 motors), Efficiency analysis

POWER ANALYZER PW3390

4ch High-precision Power Analyzer

- Basic accuracy: ±0.04% rdg.
- 4-channel power measurement
- 500 kS/s sampling, DC to 200 kHz bandwidth, 50 ms data update
- High performance harmonic analysis (100th order)
- Motor analysis (3ch), Efficiency analysis, FFT Analysis
- For high-efficiency inverters & motors (EV / HEV / PHV)
- For solar & wind power generation and smart grids
- Evaluate fuel efficiency according to international WLTP standard



POWER METER

PW3337 / PW3335

PW3337: 3ch High-performance AC/DC Power Meter
PW3335: Single-phase AC/DC Power Meter

























PW3337




PW3335



- Basic accuracy: ±0.1% rdg (DC, 50/60 Hz)
- 100 kHz bandwidth, 65 A AC/DC direct input (PW3337)
- Built-in external current sensor input terminals (up to 5000 A AC)
- Harmonic analysis (50th order), IEC 61000-4-7 compliant
- High-accuracy measurement, even with a low power factor
- Ideal for no-load testing of transformers and motors (PW3337)
- For standby power consumption testing of home appliances (IEC62301-compliant) (PW3335)

Pass-through type sensors								
Model	Appearance	Automatic phase correction*	Rated primary current	Frequency range	Amplitude accuracy 50/60 Hz	Diameter of measurable conductors	Cable length	Operating temperature
CT6862-05		-	50 Arms	DC to 1 MHz	±0.05% rdg ±0.01% f.s.	φ24 mm (0.94 in.)	3 m (9.84 ft.)	-30°C to 85°C -22°F to 185°F
CT6872		Yes	50 Arms	DC to 10 MHz	±0.03% rdg ±0.007% f.s.	φ24 mm (0.94 in.)	3 m (9.84 ft.)	-40°C to 85°C -40°F to 185°F
CT6872-01		Yes	50 Arms	DC to 10 MHz	±0.03% rdg ±0.007% f.s.	φ24 mm (0.94 in.)	10 m (32.81 ft.)	-40°C to 85°C -40°F to 185°F
CT6863-05		-	200 Arms	DC to 500 kHz	±0.05% rdg ±0.01% f.s.	φ24 mm (0.94 in.)	3 m (9.84 ft.)	-30°C to 85°C -22°F to 185°F
CT6873		Yes	200 Arms	DC to 10 MHz	±0.03% rdg ±0.007% f.s.	φ24 mm (0.94 in.)	3 m (9.84 ft.)	-40°C to 85°C -40°F to 185°F
CT6873-01		Yes	200 Arms	DC to 10 MHz	±0.03% rdg ±0.007% f.s.	φ24 mm (0.94 in.)	10 m (32.81 ft.)	-40°C to 85°C -40°F to 185°F
CT6875A		Yes	500 Arms	DC to 2 MHz	0.04 % rdg ±0.008 % f.s.	φ36 mm (1.42 in.)	3 m (9.84 ft.)	-40°C to 85°C -40°F to 185°F
CT6875A-1		Yes	500 Arms	DC to 1.5 MHz	0.04 % rdg ±0.008 % f.s.	φ36 mm (1.42 in.)	10 m (32.81 ft.)	-40°C to 85°C -40°F to 185°F
CT6904A		Yes	500 Arms	DC to 4 MHz	±0.02% rdg ±0.007% f.s.	φ32 mm (1.26 in.)	3 m (9.84 ft.)	-10°C to 50°C 14°F to 122°F
CT6904A-1		Yes	500 Arms	DC to 2 MHz	±0.02% rdg ±0.007% f.s.	φ32 mm (1.26 in.)	10 m (32.81 ft.)	-10°C to 50°C 14°F to 122°F
CT6904A-2		Yes	800 Arms	DC to 4 MHz	±0.025% rdg ±0.009% f.s.	φ32 mm (1.26 in.)	3 m (9.84 ft.)	-10°C to 50°C 14°F to 122°F
CT6904A-3		Yes	800 Arms	DC to 2 MHz	±0.025 % rdg ±0.009 % f.s.	φ32 mm (1.26 in.)	10 m (32.81 ft.)	-10°C to 50°C 14°F to 122°F
CT6876A		Yes	1000 Arms	DC to 1.5 MHz	0.04 % rdg ±0.008 % f.s.	φ36 mm (1.42 in.)	3 m (9.84 ft.)	-40°C to 85°C -40°F to 185°F
CT6876A-1		Yes	1000 Arms	DC to 1.2 MHz	0.04% rdg ±0.008% f.s.	φ36 mm (1.42 in.)	10 m (32.81 ft.)	-40°C to 85°C -40°F to 185°F
CT6877A		Yes	2000 Arms	DC to 1 MHz	0.04% rdg ±0.008% f.s.	φ80 mm (3.15 in.)	3 m (9.84 ft.)	-40°C to 85°C -40°F to 185°F
CT6877A-1		Yes	2000 Arms	DC to 1 MHz	0.04% rdg ±0.008% f.s.	φ80 mm (3.15 in.)	10 m (32.81 ft.)	-40°C to 85°C -40°F to 185°F
Clamp type sensors								
9272-05		Yes	20 Arms, 200 Arms	1 Hz to 100 kHz	±0.3% rdg ±0.01% f.s.	φ46 mm (1.81 in.)	3 m (9.84 ft.)	0°C to 50°C 32°F to 122°F
CT6841A		Yes	20 Arms	DC to 2 MHz	±0.2% rdg ±0.01% f.s.	φ20 mm (0.79 in.)	3 m (9.84 ft.)	-40°C to 85°C -40°F to 185°F
CT6843A		Yes	200 Arms	DC to 700 kHz	±0.2% rdg ±0.01% f.s.	φ20 mm (0.79 in.)	3 m (9.84 ft.)	-40°C to 85°C -40°F to 185°F
CT6844A		Yes	500 Arms	DC to 500 kHz	±0.2% rdg ±0.01% f.s.	φ20 mm (0.79 in.)	3 m (9.84 ft.)	-40°C to 85°C -40°F to 185°F
CT6845A		Yes	500 Arms	DC to 200 kHz	±0.2% rdg. ±0.01% f.s.	φ50 mm (1.97 in.)	3 m (9.84 ft.)	-40°C to 85°C -40°F to 185°F
CT6846A		Yes	1000 Arms	DC to 100 kHz	±0.2% rdg ±0.01% f.s.	φ50 mm (1.97 in.)	3 m (9.84 ft.)	-40°C to 85°C -40°F to 185°F
Direct-wired type sensors								
PW9100A-3		Yes	50 Arms	DC to 3.5 MHz	±0.02% rdg ±0.005% f.s.	M6 screw terminals	3 ch	0°C to 40°C 32°F to 104°F
PW9100A-4		Yes	50 Arms	DC to 3.5 MHz	±0.02% rdg ±0.005% f.s.	M6 screw terminals	4 ch	0°C to 40°C 32°F to 104°F

*When using PW8001



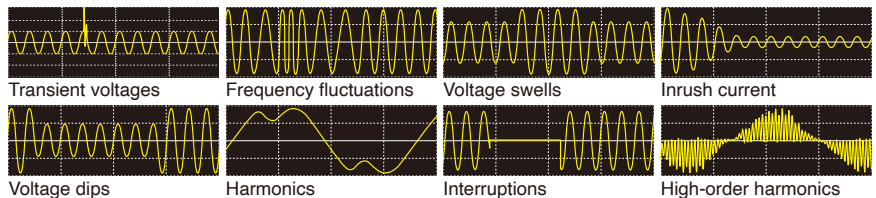
Power anomalies are a major cause of equipment malfunction and damage. The PQ3198 detect power supply abnormalities without fail to help diagnose the cause of problems.

POWER QUALITY ANALYZER PQ3198

Monitor power quality and analyze the cause of equipment issues

- Class A compliance (IEC61000-4-30)
- Basic voltage measurement accuracy of $\pm 0.1\%$
- High-voltage, wideband performance
- Two-circuit measurement
- Simple inverter measurement
- DC, 50Hz, 60Hz, 400Hz line measurement
- GPS time synchronization
- Extensive array of event measurement parameters

Capture all of these power anomalies simultaneously



CLAMP ON POWER LOGGER PW3365

Accurately measure power consumption, also available with non-contact voltage sensor for added safety

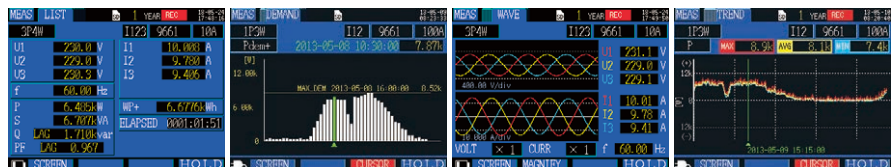
- Dedicated voltage sensor delivers non-metallic contact testing
- Voltage measurement up to 520V
- Simple, fast and reliable measurement using QUICK SET function
- Store months of data on SD cards

Safely avoid contact with live parts



SAFETY VOLTAGE SENSOR PW9020

Toggle displays to easily verify data



List display

Demand Graph

Waveform

Trend Graph



MEMORY HiCORDER MR6000

200MS/s high speed measurement with isolated inputs
Save long-term measurements in real-time

- 200MS/s high-speed isolated measurement with U8976 Analog Unit
- Measure 32 channels simultaneously with U8975 4ch Analog Unit
- Capture a wide variety of signals such as voltage, current, temperature, vibration, logic, etc.
- SSD, HDD, USB3.0, SD, PC interfaces
- High-speed, real-time save of 1MS/s data across all 32 channels to SSD
- 12.1" touchscreen
- Optional power supply for current probes
- Calculate waveforms while measuring with digital filters (MR6000-01)

Measure inverter signals at high speeds of 200MS/s




Achieve 200MS/s x 16 channels of high speed, isolated measurements with 8 units of U8976

Multi-channel testing ideal for ECU development

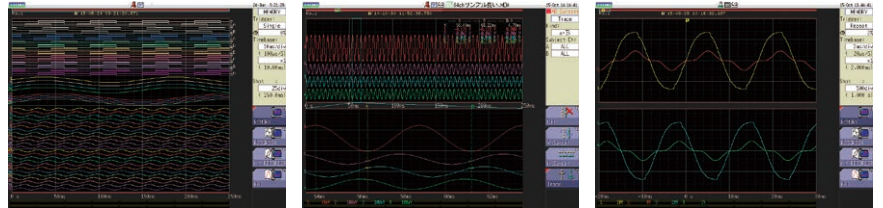
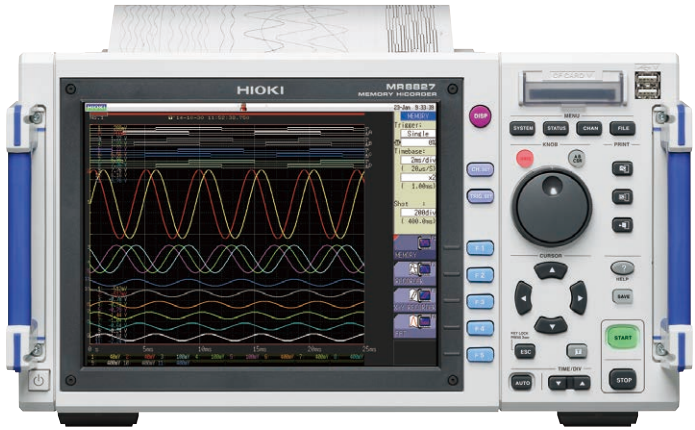


Measure 32 channels all simultaneously at a speed of 5MS/s with 8 units of U8975

Eliminate specific frequency noise



MR6000-01's real-time digital filter calculation function lets you measure waveforms that exclude noise from specific frequencies



MEMORY HiCORDER MR8827

Perfect for multi-channel waveform recording

- Analog 32ch + Logic 32ch to Analog 28ch + Logic 64ch
- Max. 20MS/s simultaneous sampling across all channels
- Isolated input on all channels ensures safety
- Built-in 512MW memory
- Measure signals of multiple systems at the same time
- Ideal for utilities and power generation (thermal / hydro / solar & wind power generation)



MEMORY HiCORDER MR8847A (MR8847-51/52/53)

Combine waveform recording and generating functions for simulation testing

- Compatible with new ARBITRARY WAVEFORM GENERATOR UNIT (U8793)
- Analog 16ch + Logic 16ch to Analog 10ch + Logic 64ch
- Max. 20MS/s simultaneous sampling across all channels
- Isolated input on all channels ensures safety
- 3 memory capacities: 64MW (-51) / 256MW (-52) / 512MW (-53)
- Ideal for heavy electromechanical applications (motors, transformers, inverters, UPS, switching power supplies)

NON-CONTACT AC VOLTAGE & CAN BUS SENSORS SP3000 / SP7000

Measure signals at the wiring harness

- Measure CAN bus or AC voltage signals on the insulated conductor
- Precise CAN FD and CAN signal sensing over the cable insulation (SP7000)
- Observe waveforms with an oscilloscope or a recorder by visualizing signals from electric equipment simply by applying the probe to the wire's insulation (SP3000)
- Highly functional design for measurements even in difficult to access areas
- Ideal for measuring signals from electric equipment on vehicles



SP3000

SP7001-90



MEMORY HiCORDER MR8875

1000 V direct input multi-channel portable logger

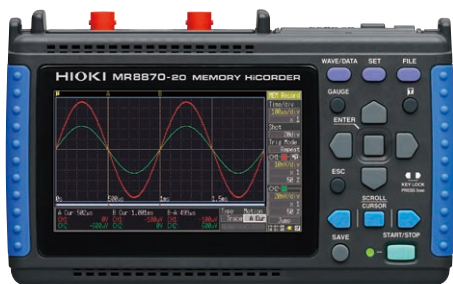
- Portable A4 compact size (Analog 16ch + Logic 8ch + Pulse 2ch)
- 1000 V input (DC or RMS) with new Analog Unit MR8905
- Max. 2 μ sec high-speed simultaneous logging across all input channels
- CAN-Bus signal input for vehicle testing
- Ideal for automotive testing (EV/HEV motors, ECU, batteries)
- Railway, ship and avionic applications



MEMORY HiCORDER MR8880

Rugged, professional and ready for the field


- 4 completely isolated channels (3-phase power line + 1 extra channel)
- CAT III 600V isolation performance; directly measure a 480V power line
- Tough against harsh environments (-10°C to 50°C)
- Geared for electrical maintenance and service applications



MEMORY HiLOGGER MR8870

Recording of RMS variations in a single device

- New mode for recording RMS fluctuations in addition to waveform mode
- Synchronize 2 units to create a 4-channel recorder via PC application
- Powerful analysis in a compact and easy-to-carry device
- Ideal for on-the-go maintenance work



Plug-in units U855x (5 types)
(Compatible with both LR8450 and LR8450-01)



Wireless units LR853x (use with LR8450-01)



Wireless CAN unit LR8535

Simultaneously observe analog data such as voltage and temperature along with CAN data in real time.

MEMORY HILOGGER LR8450 series

Portable 330ch Data Logger with Wireless & Plug-in Units

- Measure dynamic strain wirelessly at 1 ms sampling rate
- Connect max. 11 units simultaneously (7 wireless units & 4 plug-in units)
- Voltage / Strain / Temperature / Humidity / Resistance/ CAN signals
- Ideal for onboard-testing of vehicles and other field applications
- Control the logger remotely and download data files to a computer



WIRELESS LOGGING STATION LR8410

Wireless multi-channel data logging via Bluetooth®

- DC Voltage / Temperature / Humidity / Pulse / Current / Resistance / Rotation
- 15ch to 105ch isolated input wireless logger
- Connect up to 7 logging modules with easy configuration
- High-speed 100 ms sampling across all channels
- Eliminate long wires and reduce noise effects



MEMORY HILOGGER LR8431 / LR8432

LR8431: Portable 10ch Data Logger

- DC Voltage / Temperature / Pulse / Rotation
- 10 ms sampling and recording across all channels

LR8432: Simplify heat flow measurement

- Ideal for evaluating insulation performance and temperature change
- Visualize the underlying causes of temperature change

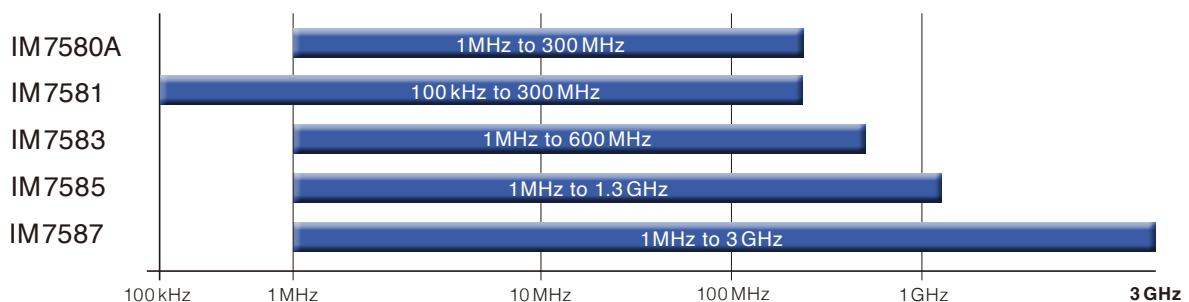


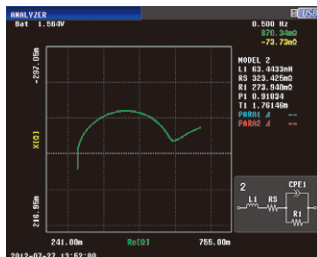
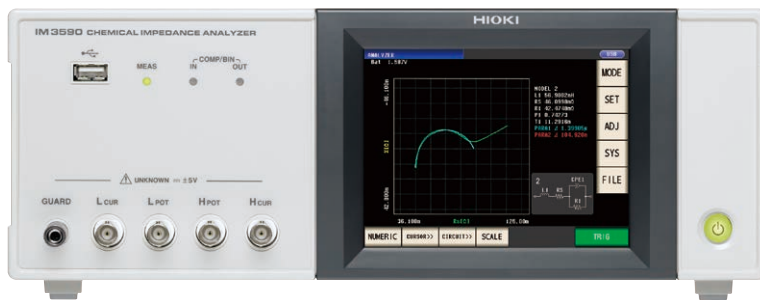



IMPEDANCE ANALYZER IM758x series

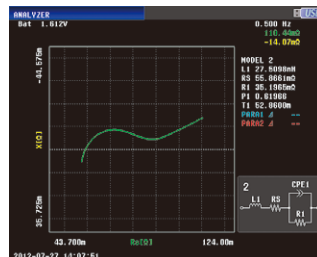
- Impedance Analyzer Mode / LCR Measurement Mode
- 0.5 ms high-speed testing (analog measurement time)
- High stability measurement: 0.07% variation of the measured value (typical)
- Equivalent circuit analysis (5 types)
- Contact check function ensures reliable testing
- For high-frequency inductors and capacitors
- For common-mode filters / ferrite bead arrays / power inductors

A rich lineup covering a wide range of measurement frequencies





Cole-Cole plot



Electrochemical equivalent circuit analysis

CHEMICAL IMPEDANCE ANALYZER IM3590

1 mHz to 200 kHz measurement frequency

- Measure internal impedance of battery cells thanks to automatic adjustable DC Bias
- Measure LCR impedance for Cole-Cole plots and equivalent-circuit analyses of electro-chemical components and materials
- Easy operation with 5.7" touch display
- Basic accuracy of $\pm 0.05\%$

LCR METER IM3536

DC, 4 Hz to 8 MHz measurement frequency


- The new standard for high-speed and high-stability LCR meters
- High $\pm 0.05\%$ rdg. precision and 1 ms high-speed testing
- Built-in contact check function and guaranteed accuracy range from 1 m Ω deliver high reliability
- For capacitors and inductors, resistors and electronic components
- Simplifies the process of building production lines



LCR METER IM3523 / IM3533

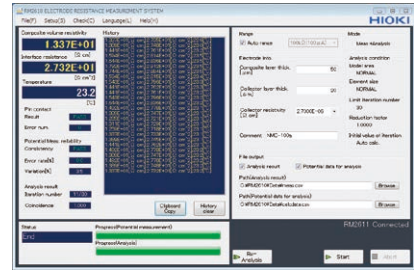

IM3533: DC, 1 mHz to 200 kHz
IM3523: DC, 40 Hz to 200 kHz

- High $\pm 0.05\%$ rdg. accuracy and 2 ms measurement time
- For capacitors, inductors, resistors and electronic parts
- IM3533: Ideal for winding coil and transformer production lines to measure turn ratio N, mutual inductance M, and inductance difference ΔL using DCR measurement with temperature compensation, R&D, and electrochemical applications
- IM3523: Perfect for integration into production lines and automated testing




IM3523

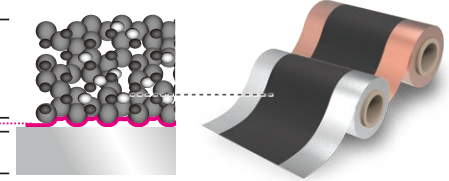
IM3533



Enlarged view of probes



Electrode sheet diagram
Composite layer
Interface between composite and current collector
Current collector



ELECTRODE RESISTANCE MEASUREMENT SYSTEM RM2610

Quantify composite layer resistance and interface resistance in Li-ion battery electrode sheets

- Measure composite resistivity [Ωcm]
- Measure interface resistance between the composite layer and current collector [Ωcm^2]



Multiplexer Unit Z3003

RESISTANCE METER RM3544 / RM3545

High-accuracy, Low Resistance Meter

- RM3545 : Wide Range 10 mΩ to 1000 MΩ DC Resistance Meters with Multiplexer Option for High-speed Multi-point Testing
- RM3544 : Wide Range 30 mΩ to 3 MΩ DC Resistance Meters with Temperature Correction for High Speed Testing on Production Lines
- Measurement speed : 2.2 ms (RM3545), 18 ms (RM3544)
- Resolution : 0.01 $\mu\Omega$ (RM3545), 1 $\mu\Omega$ (RM3544)



RESISTANCE METER RM3548

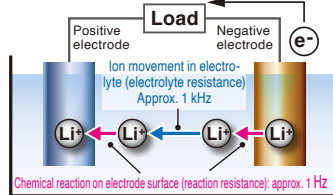
High-precision Portable Low Resistance Meter

- 0.02% basic accuracy
- 0.1 $\mu\Omega$ best resolution, 1A maximum measured current
- Max. 3.5 MΩ measurement range
- Easy operation and easy recording of up to 1000 data sets
- Portable design ideal for maintenance and testing of large equipment

BATTERY TESTERS

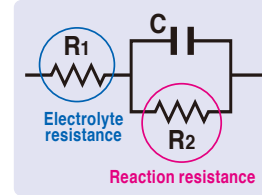


Conceptual diagram of a battery



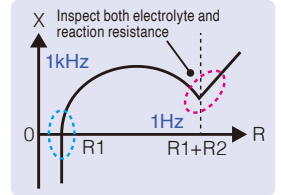
Lithium ions move between electrodes through the electrolyte

Battery equivalence circuit



Measurement at low frequency reveals the reaction resistance of the battery

Cole-Cole Plot



BATTERY IMPEDANCE METER BT4560

Determine Li-ion battery reliability in just 10 seconds

- Low-frequency AC-IR measurement to manage reaction resistance
- Evaluate cell output characteristics with AC-IR measurement as an alternative to inspecting charge/discharge output characteristics (DC-IR)
- Variable measurement frequency (0.1 Hz to 1050 Hz)
- Up to 5 V of allowable input voltage (for Li-ion battery cells)
- Extremely reliable measurements for low-impedance batteries
- Simultaneous measurement of impedance and voltage
- Create Cole-Cole plots using bundled software



BT3561A: Small cells for power motors Small packs of up to 60 V
 BT3562A: Large cells for xEVs Mid-size packs of up to 100 V
 BT3563A: Large packs for xEVs or Large packs of up to 300 V
 BT3564: Extra large packs for xEV, ESS 1000 V high voltage model

*Excluding BT3564

BATTERY HiTESTER

BT356xA series / BT3564

Designing automatic battery testing systems is easier and faster than ever before


- Double the total line resistance, so measurement errors are less likely to occur when using long measurement cables*
- Stable operation regardless of increased total line resistance due to probe and relay degradation*
- LAN is equipped as a standard for easy system design and layout, and excellent noise resistance for stable operation*
- Improved electrostatic resistance as a countermeasure against electrostatic charges during battery transport on a production line*

BATTERY TESTER

BT3554 series

Streamline UPS and lead-acid battery diagnostics with measurement and recording guidance

- Most popular portable battery tester for large lead-acid and UPS batteries
- Measure and save data in 2 seconds
- Comparator function for quick pass / fail / warning decision
- Wireless communications (when the Z3210 is connected)



9465-10

L2020

Bluetooth
When Z3210 is installed



BT3554-50: Instrument only
 BT3554-51: 9465-10 bundle
 BT3554-52: L2020 bundle



IMPULSE WINDING TESTER ST4030A

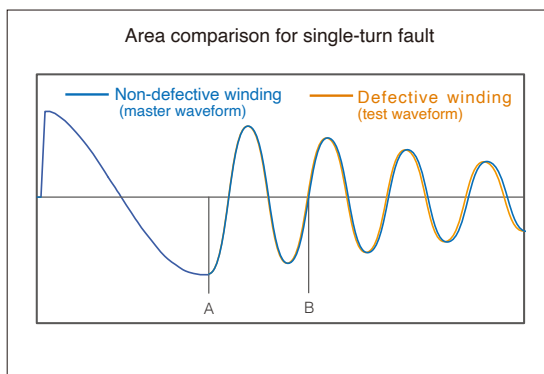
Diagnose the insulation quality and deterioration of rotor windings while in assembled state via response waveform quantification

- Identify previously undetectable defects
- Detect waveforms with high precision (200 MHz high speed sampling × high 12-bit resolution)
- Identify single-fault turns via quantification of response waveforms
- Diagnose defective insulation (pseudo-shorts) between motor windings by testing for microscopic partial discharges hidden in noise (option)
- Applied output voltage up to 4200 V

Detect hard to identify shorts among even just a few turns

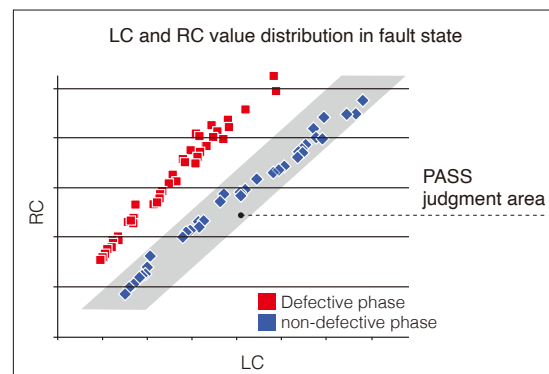
Conventional approach

Area comparison based on waveforms



New approach

Quantification of response waveforms





LEAK CURRENT HIESTER ST5540 / ST5541

ST5540: Leakage Current Testing for medical electrical equipment
ST5541: For general electrical equipment

- Ground leak current, contact leak current, patient leak current, total patient leak current
- IEC 60601-1, IEC60990 (ST5540), IEC60950-1, IEC60335-1, IEC 60065 (ST5540, ST5541), etc.
- Automatically test using the uninterruptible polarity switching function
- Support for rated currents up to 20 A designed to comply with new standards
- USB interface and external I/O support enable automatic testing on production lines



INSULATION TESTER ST5520

Industry's fastest testing speed (Max. 50 ms)

- Freely configurable test voltage (set from 25 V to 1000 V)
- High-speed auto discharge function
- Short-circuit check function (stop potential defects)
- Contact check function (prevent errors due to poor contact)



AUTOMATIC INSULATION / WITHSTANDING HIESTER 3153 / 3174

AC/DC Hi-Pot Tester (Electrical Safety Test)

- Withstanding voltage: 5 kV / 500 VA AC/DC (3174 AC only)
- Insulation resistance test voltage: 50 V to 1200 V DC (1 V step)
- Full remote control from a PC (Voltage / Comparator / Timer)
- Can be saved 32 ways with programmable test settings
- Model 3153 connectable with dedicated scanner Model 3930



INSULATION TESTER IR4057-50

- 5 ranges from 50 V / 100 MΩ to 1000 V / 4000 MΩ
- CAT III 600V / EN61557 compliant
- Fast PASS / FAIL decision 0.3 sec
- Bright LED backlight
- Auto ACV/DCV detection (600V range)
- Wireless communications (when the Z3210 is connected)



ANALOG MΩ HiTESTER 3490

- 3 ranges from 250 V / 100 MΩ to 1000 V / 4000 MΩ
- CAT III 600 V / EN61557 compliant
- Convenient integrated case (including test leads)
- AC voltage measurement



INSULATION TESTER IR4053

- 5 test ranges from 50 V / 100 MΩ to 1000 V / 4000 MΩ
- Insulation resistance meter and PV panel insulation tester all in one unit
- Non-short-circuit measurement method of IEC 62446 (PV panel mode)
- High speed display (PV mode: 4 sec.)
- EN61557 compliant



INSULATION TESTER IR3455

- Measure insulation of high-voltage equipment (such as transformers, cables, and motors)
- Wide testing voltage range, up to 5.00 kV from 250 V DC
- Wide measurement insulation range, up to 10 TΩ
- PI (Polarization Index) and DAR (Dielectric Absorption Ratio) automatically calculated / display
- Data memory function to reduce handwritten notes
- Bright LED luminous scale
- Extended operating temperature range of -10 °C to 50 °C



AC CLAMP METER 3280-10F/-20F

- Pocket AC clamp meter with optional flexible clamp sensor attachment
- 3280-10F (MEAN)
- 3280-20F (True RMS)
- Wide 42.00 A AC to 1000 A AC range
- AC/DC voltage and resistance
- Compact and only 16mm thin
- ϕ 33 mm, CAT III 600V (current)

AC CLAMP METER CM3289

- New redesigned sensor for even easier clamping
- Expanded -25 °C to 65 °C operating temperature range
- Measure even harmonic waveform components using the
- True RMS method
- Connect the CT6280 flexible sensor to measure up to 4199 A in thick or paired wires

AC CLAMP METER CM4141-50

- Easily get into tight spaces between cables thanks to thin sensor with a minimum cross-section of 11 mm
- Measure up to 2000 A AC
- Expanded -25 °C to 65 °C operating temperature range
- Wireless communications (when the Z3210 is connected)



AC/DC CLAMP METER CM4375-50

- Easily get into tight spaces between cables thanks to thin sensor structure
- Measure up to 1000 A
- Automatic AC/DC function helps boost work efficiency
- Simultaneously measure inrush current in RMS and crest values
- Expanded -25 °C to 65 °C operating temperature range
- 3-year guarantee
- Wireless communications (when the Z3210 is connected)



AC LEAKAGE CLAMP METER CM4002 / CM4003

- For leakage current measurement
- 6 ranges (0.060 mA AC to 200.0A AC)
- Supports up to ϕ 40 mm conductors
- Frequency testing
- True RMS
- CAT IV 300V, CAT III 600V (CM4002)
- CAT III 300V (CM4003)
- External output, External power supply (CM4003 only)
- Wireless communications (when the Z3210 is connected)



AC CLAMP POWER METER CM3286-50

- Display four parameters simultaneously
- A handheld power meter that measures from 5 W of power and 60 mA of current
- Measure power ranging from 5 W at a low current of 60 mA to 360 kW
- In addition to current, voltage, and power, measure simple integral power consumption and phase sequence
- Features and functions deliver fast and efficient testing
- Wireless communications (when the Z3210 is connected)





DIGITAL PHASE DETECTOR PD3259-50

- Non-metallic contact voltage detection and testing
- Simply clip onto wire insulation
- Phase detection check and line-to-line voltage inspection at the same time
- Easy and intuitive phase detection check with backlight and buzzer
- Wireless communication (when the Z3210 is connected)

 **Bluetooth®**
When Z3210 is installed



PHASE DETECTOR PD3129-10

- Simply clip clamps onto wire insulation
- Green LED arrow clearly shows phase direction, perfect for visual reports
- Rotating LED indicator shows the phase sequence for a 3-phase power supply at a glance
- Intermittent beeps signal positive phase; continuous tone signals reverse phase

LUX METERS / BYPASS DIODE TESTER



LUX METER FT3424 / FT3425

- Compatible with LED lighting
- Complies with DIN 5032-7:1985 class B and JIS C 1609-1:2006 general AA class
- Timer hold function lets you make measurements in remote locations while avoiding the effects of shadows and reflections



BYPASS DIODE TESTER FT4310

- Inspect solar panel diodes for open and short-circuit faults even in broad daylight
- Built-in wireless Bluetooth® technology to transfer data and create reports live
- Save time - measure all electrical parameters simultaneously*
*Open-circuit voltage, Short-circuit current, Bypass route resistance



DIGITAL MULTIMETER DT422X

Pocket DMM with CAT IV 300V/ CAT III 600V safety



DIGITAL MULTIMETER DT425X

Standard DMM that delivers top safety and reliability - General purpose multimeters with rich measurement functions



DIGITAL MULTIMETER DT4261

Go wireless with the Z3210. For trouble analysis in the field.



DIGITAL MULTIMETER DT428X

Superior accuracy and high response, topped with safety terminal shutters

EARTH TESTERS



CLAMP ON EARTH TESTER FT6380-50

- For grounding resistance measurement
- Thinnest and lightest core in industry
- True RMS, CAT IV 600 V
- Memory to store 2000 data sets
- Wireless communication (when the Z3210 is connected)



EARTH TESTER FT6031-50

- 2-pole method / 3-pole method
- 3 ranges (20.00 Ω to 2000 Ω)
- EN61557 compliant
- IP67 (dustproof and waterproof)
- Completely submersible in water
- Automatically check cable breaks
- CAT II 300 V / CAT III 150 V
- Wireless communication (when the Z3210 is connected)



ANALOG EARTH TESTER FT3151

- Three-electrode method, Two-electrode method
- Wide measurement range for 0 to 1150 Ω, based on EN standard
- Switchable measurement frequency to reduce the effects of power supply harmonics
- Dramatically faster setup: Includes improved grounding rods and cord winders

HIOKI
HIOKI E. E. CORPORATION

HEADQUARTERS

81 Koizumi,
Ueda, Nagano 386-1192 Japan
<https://www.hioki.com/>



Scan for all
regional contact
information

Note: Company names and product names appearing in this brochure are trademarks or registered trademarks of various companies.

DISTRIBUTED BY