



Upto 18.5 %
Cell Efficiency

10 Year
Power Warranty

0 - 5 W
Power Tolerance

**PROVEN
PERFORMANCE
AND VERSATILITY**

Independently tested for proven product quality and long-term reliability. Trust in the expertise of TESCA and well proven technology.



Durability

Durable PV modules, independently tested for harsh environmental conditions such as exposure to salt mist, ammonia and known PID risk factors.



Advanced Glass

Our high-transmission glass features a unique anti-reflective coating that directs more light on the solar cells, resulting in a higher energy yield.



Extended Size

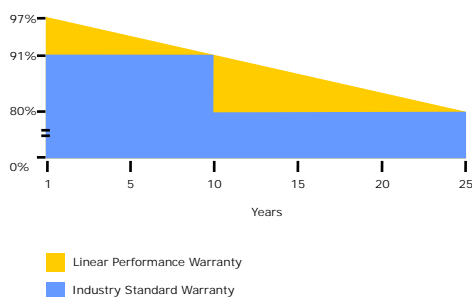
Our large-format module facilitates system-level cost savings through reduced handling and installation times.



PID Resistant Cells used

Tested in accordance to the standard IEC 62804, we use Solar Cells that have demonstrated resistance against PID (Potential Induced Degradation), which translates to security for your investment.

25 Years Linear Warranty



Electrical parameters at Standard Conditions (STC)	
Pmax	260W
Efficiency	16.14%
Vmp	30.85 V
Imp	8.43A
Voc	37.3 V
Isc	9.3 A

Note: Specifications are subject to change.

Tesca Technologies Pvt. Ltd.

IT-2013, Ramchandrapura Industrial Area, Sitapura Extension,
Near Bombay Hospital, Vidhani Circle, Jaipur-302022, Rajasthan, India,
Tel: +91-141-2771791 / 2771792; Email: info@tesca.in, tesca.technologies@gmail.com
Website: www.tesca.in



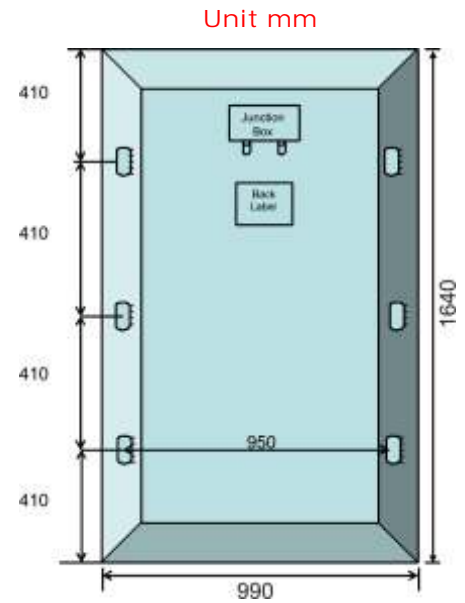
Electrical parameters at Nominal Operating Cell Temperature (NOCT)

Pmax		W	260
Power output	P_{max}	W	189.85
Voltage at Pmax	V_{mpp}	V	27.25
Current at Pmax	I_{mpp}	A	6.97
Open-circuit voltage	V_{oc}	V	34.8
Short-circuit current	I_{sc}	A	7.48

NOCT: open-circuit module operational temperature at 800W/m² irradiance. 20°C ambient temperature. 1m/s wind speed.

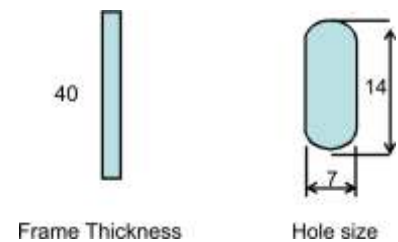
Thermal Characteristics

Nominal operating cell temperature	NOCT	°C	46+/-2
Temperature coefficient of P_{max}	Y	%/°C	-0.42
Temperature coefficient of V_{oc}	voc	%/°C	-0.32
Temperature coefficient of I_{oc}	Isc	%/°C	0.05



Operating Conditions

Max. system voltage	1000V _{DC}
Max. series fuse rating	15A
Limiting reverse current	15A
Operating temperature range	-40°C to 85°C
Max. static load, front (e.g., snow)	5400Pa
Max. static load, back (e.g., wind)	2400Pa
Max. Hailstone impact (diameter / velocity)	25mm / 23mm/s



Construction Materials

Front cover (material / thickness)	Low-Iron tempered glass / 4.0mm
Cell (quantity/ material / dimensions / number of busbars)	72 / multycrystallion silicon/ 156mm x 156mm / 3 or 4
Frame (material)	anodized aluminium alloy
Junction box (protection degree)	IP65
Cable (Length / cross-sectional area)	1100mm/4mm ²
Plug connector Type / protection degree)	Mc4 / Ip68

General Characteristics

Dimensions (L x W x H)	1640mm x 990mm x 40mm
Weight	18Kg (Approx)

Note: Specifications are subject to change.

Tesca Technologies Pvt. Ltd.

IT-2013, Ramchandrapura Industrial Area, Sitapura Extension,
Near Bombay Hospital, Vidhani Circle, Jaipur-302022, Rajasthan, India,
Tel: +91-141-2771791 / 2771792; Email: info@tesca.in, tesca.technologies@gmail.com
Website: www.tesca.in